
**2019-2020
Annual Report**

Diller-Odell Public Schools



Striving for Successful 21st Century Learners

PURPOSE OF THIS REPORT

The 2019-2020 Annual Report is submitted to the patrons of Diller-Odell Public Schools in accordance with the accreditation rules set forth by the Nebraska Department of Education. The annual report provides patrons with information regarding our school demographics, student achievement, and financial information. This report highlights some of the challenges and accomplishments in our district.

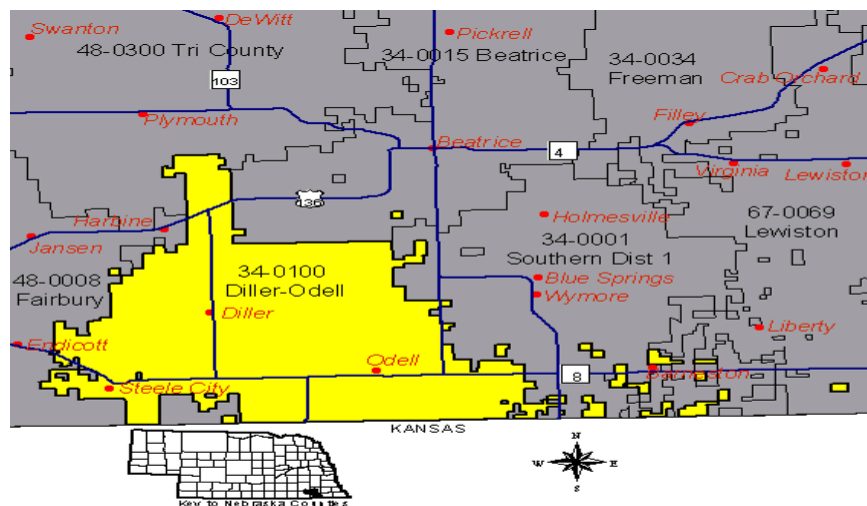
NEBRASKA EDUCATION PROFILE

More information about Diller-Odell Public Schools 2019-2020 academic year can be found on the Nebraska Education Profile at <http://nep.education.ne.gov>.

- 1) **Select a School or District.**
- 2) Scroll down to **Diller-Odell Public Schools** in the **District Name** box.
- 3) Click on **DILLER-ODELL PUBLIC SCHOOLS**.
- 4) Informational choices are on the top and right tabs of the page.

DESCRIPTION OF THE DISTRICT

Diller-Odell Public Schools is a consolidated district organized on April 2, 2000. The Diller and Odell communities are twelve miles apart and the district covers approximately 170 square miles in southern Gage and Jefferson Counties. Community members are dedicated to a quality education for their children. Twice patrons approved a levy override. Nearly 75% of receipts come from local taxes, and nearly 70% of the budget is appropriated for instructional use.



DILLER-ODELL PUBLIC SCHOOLS

DISTRICT MISSION STATEMENT

Striving for Successful 21st Century Learners

BOARD OF EDUCATION

Angie Clifford
Jill Scheele

Adam Engelman
Paul Kostal

Gary Stohs
Toni Landenberger

SCHOOL IMPROVEMENT GOALS

- All students will improve proficiency in reading comprehension.
- All students will improve their writing skills by implementing writing across the curriculum.

BELIEF STATEMENTS

- Students will show responsibility, self-control, and good citizenship, while recognizing and respecting diversity among people and ideas.
- Students will become lifelong learners, positive contributors to society, and problem solvers in an ever-changing world.
- Students will believe in their abilities, recognize their accomplishments, learn from their experiences, and continue to set new goals.
- Students will effectively exhibit cooperation and competitiveness in group settings.

CERTIFIED STAFF

Faculty Members	Education Level	Years Experience	Position
Mike Meyerle	Ed.S.	30	Superintendent
Matt Mezger	M.A.	15	PK-12 Principal
Rita Becker	M.A.	17	Guidance Counselor
Abigail Kostal	B.A.	5	Preschool
Patty Heble	B.A.	23	Kindergarten Teacher
Jeanne Skidmore	B.A.	31	First Grade Teacher
Janel Hynek	B.A.	24	Second Grade Teacher
Stacy Hennerberg	B.A.	28	Third Grade Teacher
Helen Swanson	B.A.	21	Fourth Grade Teacher
Reba Hestermann	M.A.	5	Fifth Grade Teacher
Dylan Hinrichs	B.A.	2	Sixth Grade Teacher
Beth Roelfs	M.A.	24	K-6 Special Education Teacher
Jan Liscom	M.A.	26	K-6 Music Teacher/Reading Specialist
John Denner	B.A.	26	Title Teacher
Garrett Easely	B.A.	1	5-12 Band/Vocal Teacher
Susan Meyer	B.A.	42	Media Specialist
Chris Schluter	B.A.	9	Health/P.E. Teacher
Amy Coufal	M.A.	20	School Improvement/Technology
Terry Arnold	M.A.	26	7-12 Science Teacher
Devin Garcia	B.A.	7	7-12 Science Teacher
John Mohr	B.A.	23	7-12 Social Studies Teacher
Corinna Vrbka	M.A.	9	7-12 Social Studies Teacher
Eric McMurray	B.A.	30	7-12 Mathematics Teacher/AD
Marilyn Hein	M.A.	20	7-12 Mathematics Teacher
Jacki Smith	B.A.	20	7-12 Special Education Teacher
Pam O'Neil	M.A.	7	9-12 English Teacher
Justin Larsen	B.A.	14	7-8 English Teacher
Cathie Klecan	B.A.	30	K-12 Art Teacher
Craig Lister	M.A.	36	Agriculture Education Teacher
Lisa Bohling	B.A.	35	7-12 Business Teacher

Abbreviation	Degree
B.A.	Bachelor's Degree
M.A.	Master's Degree
Ed.S.	Education Specialist
Ed.D.	Doctor of Education

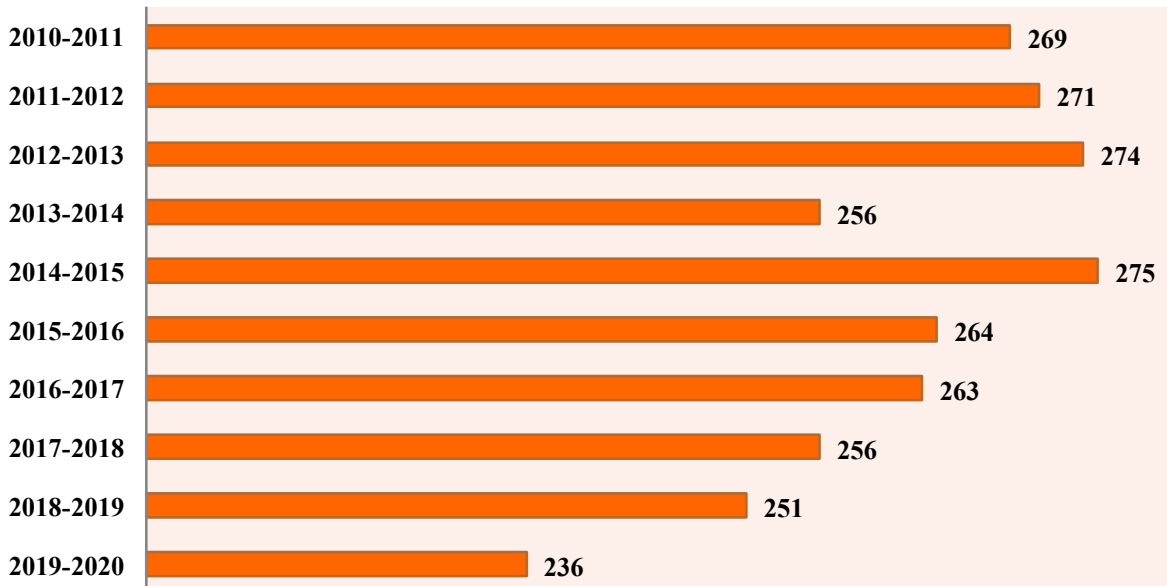
CLASSIFIED STAFF

Faculty Members	Position
Andrea Humphreys	Clerical Staff
Renee Hroch	Clerical Staff
Dawn Ebeling	Clerical Staff
Susan Lawton	Paraprofessional
Marica Duerksen	Paraprofessional
Cindy Stohs	Paraprofessional
Hannah Oberembt	Paraprofessional
Kristie Sutton	Paraprofessional
Kaylie Snyder	Paraprofessional
Dallas Stohs	Custodian
Joyce Kostal	Custodian
Keith Craig	Custodian
Jennifer Wendland	Cook
Phyllis Leseberg	Cook
Heather Rupperecht	Cook
Carolyn Vitosh	Cook
George Rempel	Bus Driver
Marlene Wolken	Bus Driver
Bill Behrends	Bus Driver
Rick Wallinger	Bus Driver
Carol Clark	Bus Driver
Brittney Kotas	School Nurse

ENROLLMENT FIGURES

Compiled on October 22, 2019			
Grade	Male	Female	Total
PK	8	5	13
K	9	8	17
1	8	11	19
2	7	7	14
3	10	13	23
4	4	9	13
5	11	7	18
6	5	9	14
Elementary School	62	69	131
7	10	10	20
8	14	7	21
9	8	7	15
10	7	10	17
11	7	5	12
12	5	15	20
Jr./Sr. High School	51	54	105
District	113	123	236

9 YEAR ENROLLMENT FIGURES PK-12

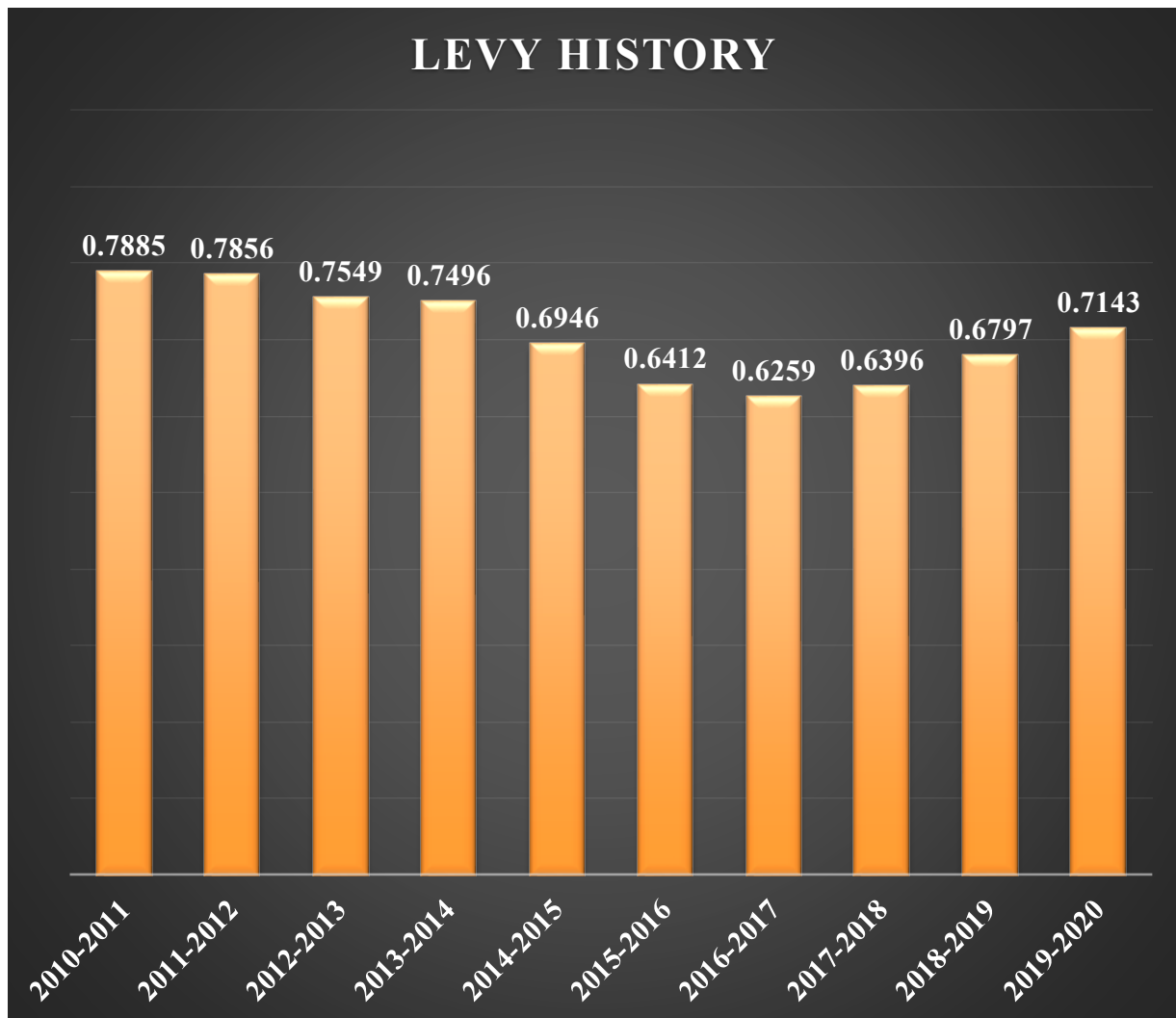


2019-2020 BUDGET INFORMATION

Diller-Odell Public Schools continues to have one of the lowest mill levies in the state of Nebraska, while operating a fiscally responsible budget with little state aid. The Diller-Odell Public Schools tax requirement for the 2019-2020 school year was \$4,383,725. The 2019 valuation of \$613,592,446 decreased \$30,156,241 over the 2018 valuation of \$643,748,687.

LEVY COMPARISON INFORMATION

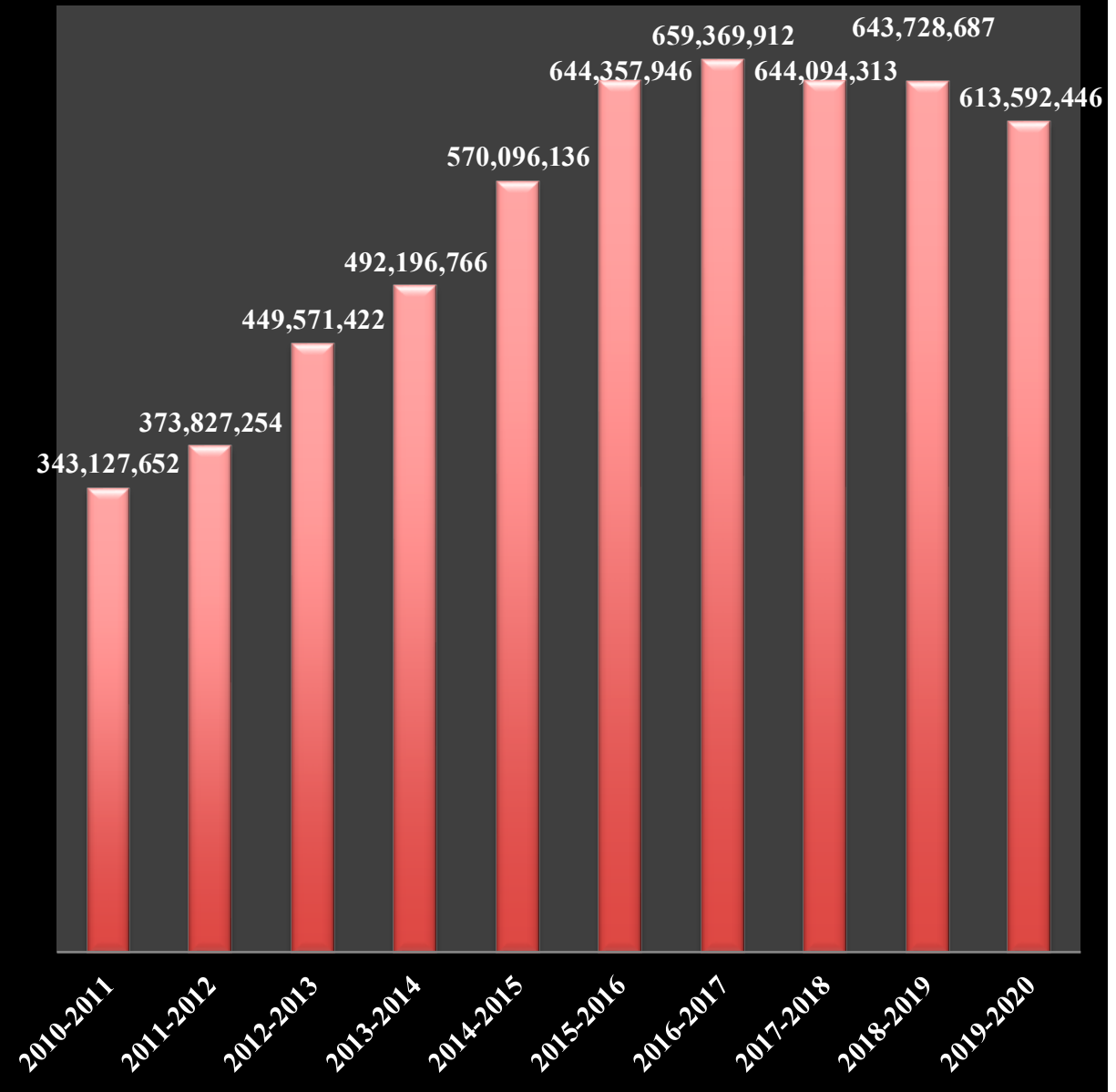
	2010-2011	2011-2012	2012-2013	2013-2014	2014-2015	2015-2016	2016-2017	2017-2018	2018-2019	2019-2020
General	.7863	.7835	.6875	.6856	.6149	.5707	.5662	.5785	.5621	.5909
Special Building	.0022	.0020	.0674	.0640	.0797	.0705	.0597	.0611	.1176	.1234
Total	.7885	.7856	.7549	.7496	.6946	.6412	.6259	.6396	.6797	.7143



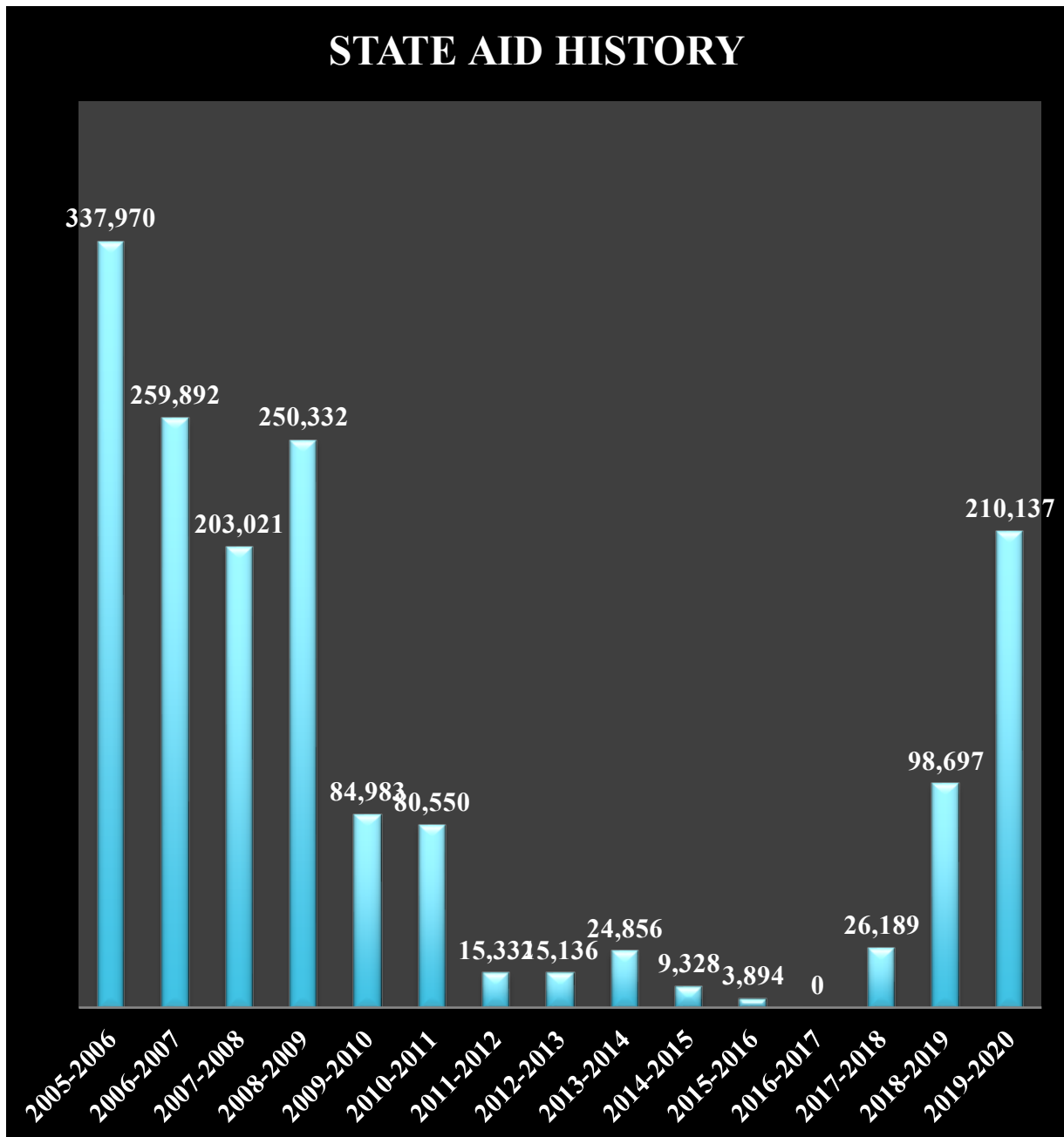
2019 VALUATIONS

County	2019
Gage County	\$336,283,561
Jefferson County	\$276,695,930
Pawnee County	\$612,955
Total	\$613,592,446

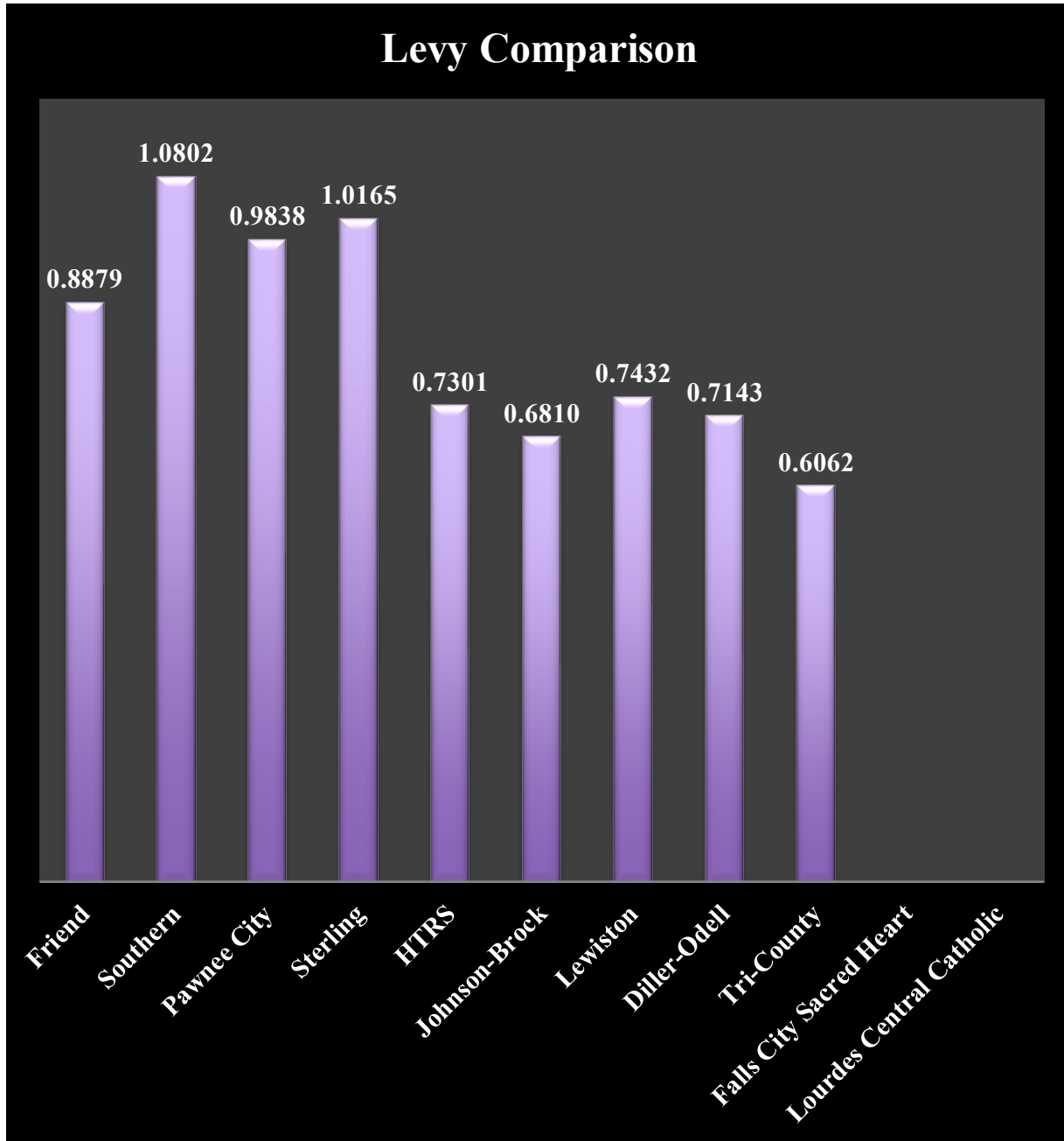
VALUATION HISTORY



DILLER-ODELL PUBLIC SCHOOLS STATE AID HISTORY



PIONEER CONFERENCE LEVY COMPARISON

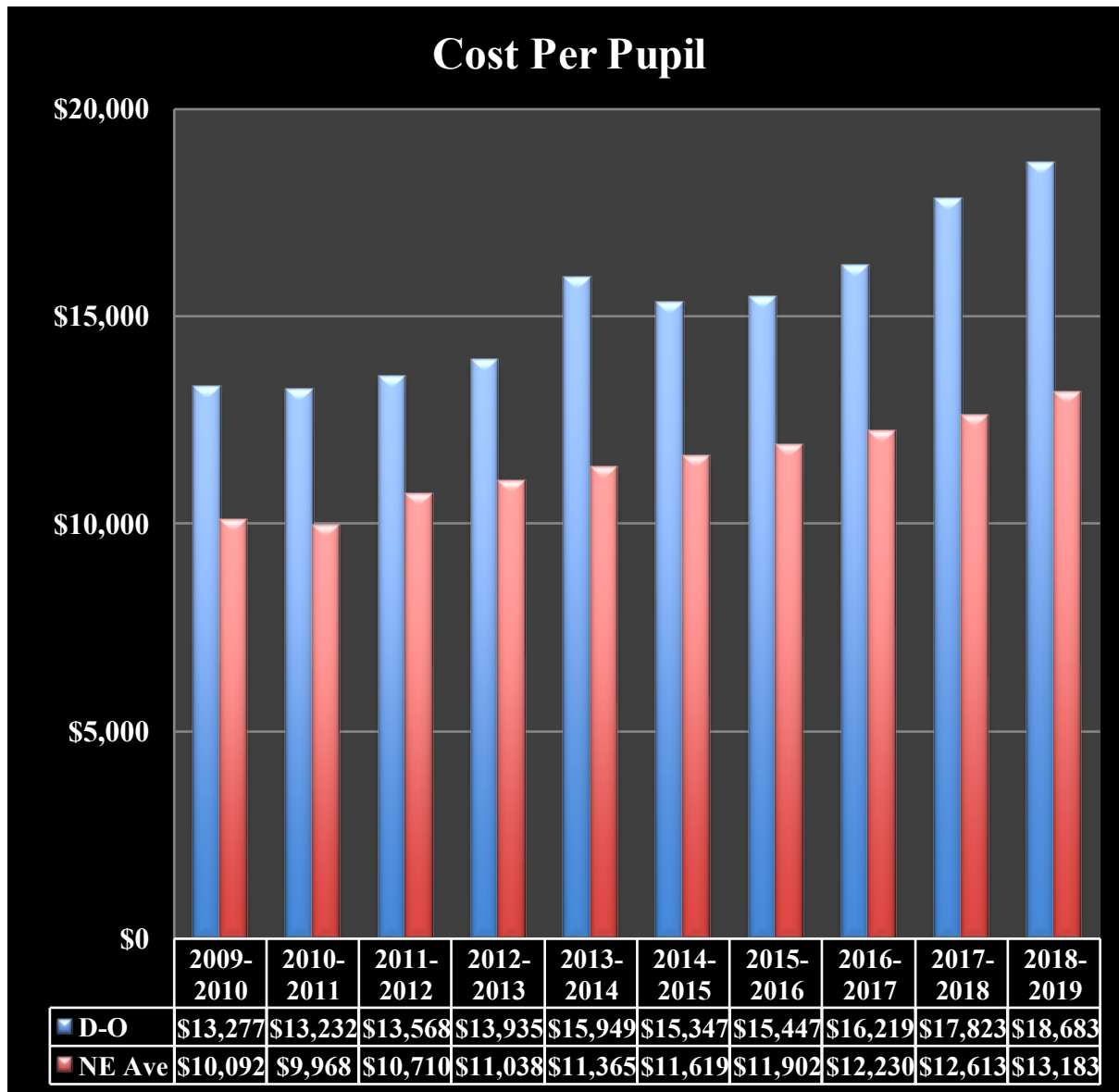


***Please Note:** Falls City Sacred Heart and Lourdes Central Catholic are parochial schools (Parochial schools require students/families to pay tuition to receive a formal education).

2019 PIONEER CONFERENCE VALUATIONS

Friend	Southern	PC	Sterling	HTRS
\$454,756,579	\$383,564,804	\$326,848,792	\$311,176,067	\$809,417,695
JB	Lewiston	DO	TC	
\$457,586,015	\$434,857,040	\$613,592,446	\$874,161,358	

COST PER PUPIL BY AVERAGE DAILY MEMBERSHIP (ADM)



***Please Note:** The 2019-2020 cost per pupil by average daily membership and the state average is not available at this time.

Due to the closure of school in the spring of 2020 due to COVID-19, all testing information was incomplete and is not included in this report. Please feel free to contact me with any questions that you might have regarding the 2019-2020 Annual Report.

Mike Meyerle
Superintendent